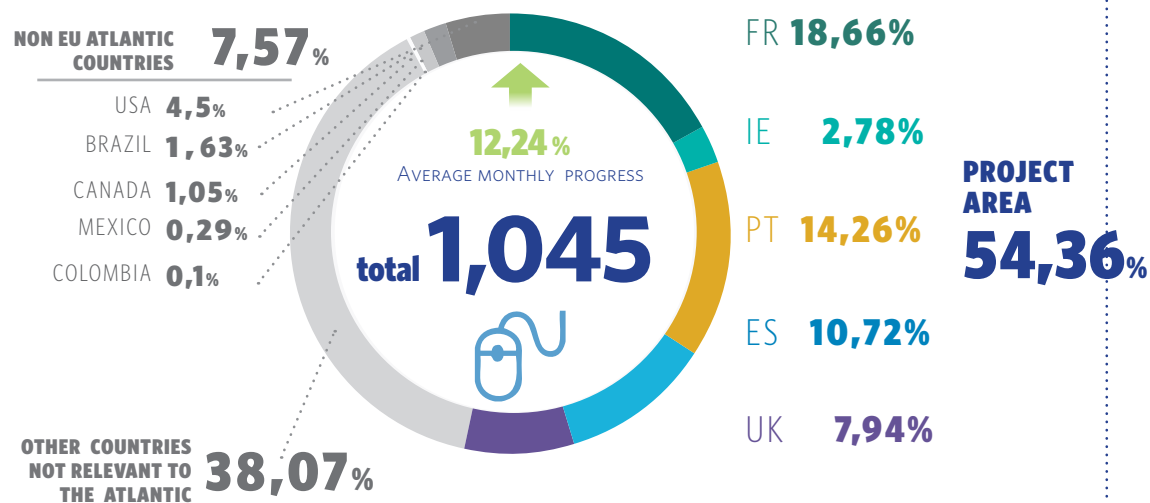


# MONTHLY REPORT March, 2016


## INFO GRAPHIC ON CUMULATIVE PROGRESS

### Website

How many visitors this month?

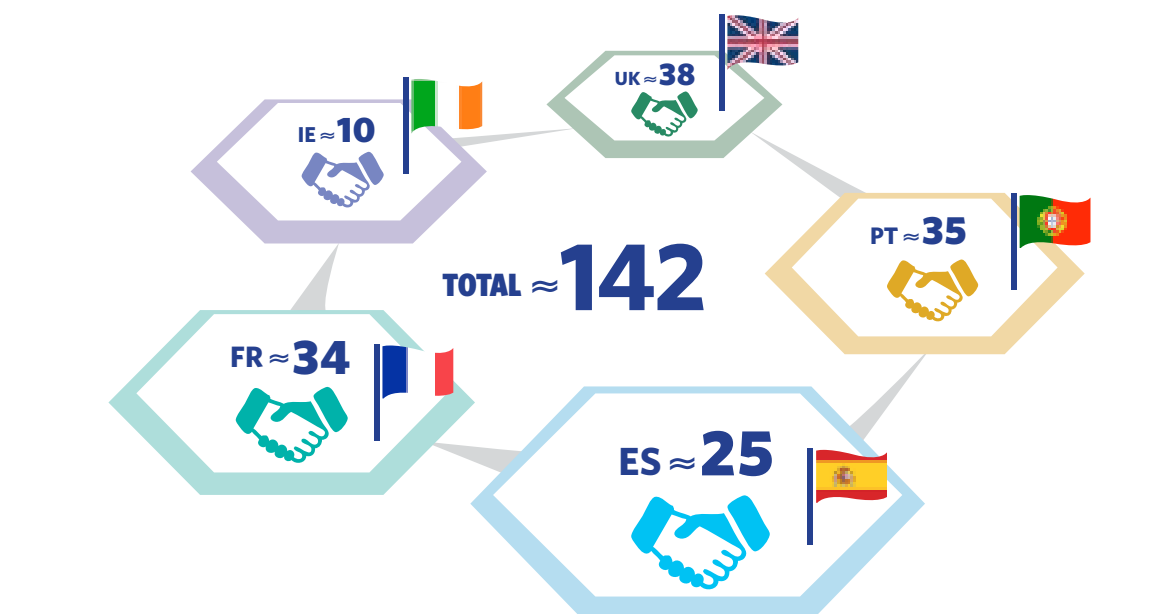


### Social media presence



### Relationship-building

How many stakeholders contacted so far?



- Research Centres
- Public Authorities (Local / Regional)
- SMEs (headcounts <250)
- Sector Representatives (associations, unions)
- Higher Education / Universities
- Micro-sized business (Headcounts <10)
- Elected Officials



- Scientist
- Associations
- Local authority
- Private
- NGO (local, regional, national)
- Micro-sized business (Headcounts <10)
- Elected Officials



- Private
- Public
- Higher Education / Universities
- Research centres
- SMEs (headcounts <250)
- NGO (local, regional, national)
- Elected Officials
- Public Authority (local / regional)
- Business Incubator
- INNEON network
- Embassy



- Research centres
- Public Authority (local, regional)
- Higher Education / Universities
- Funding Agencies



- Funding Agencies
- SMEs (headcounts <250)
- Higher Education / Universities
- Public Authority (national, international)

### Events

How many stakeholders participated to project events so far?

**33**

including: European interregional networks, local authorities, regional authorities, regional development and innovation agencies, a national territorial observatory, a national oceanographic, national events and hydrographical institute.

How many 3rd party events attended by National Units so far?

**10**

### Communication products

Brochures produced

**4,234**

Brochures disseminated

**3,536**

Brochures disseminated from the beginning of the project <http://atlanticstrategy.eu/en/library/brochure>

**698** in stock

### Helpdesk

Stakeholder queries registered so far

**89**