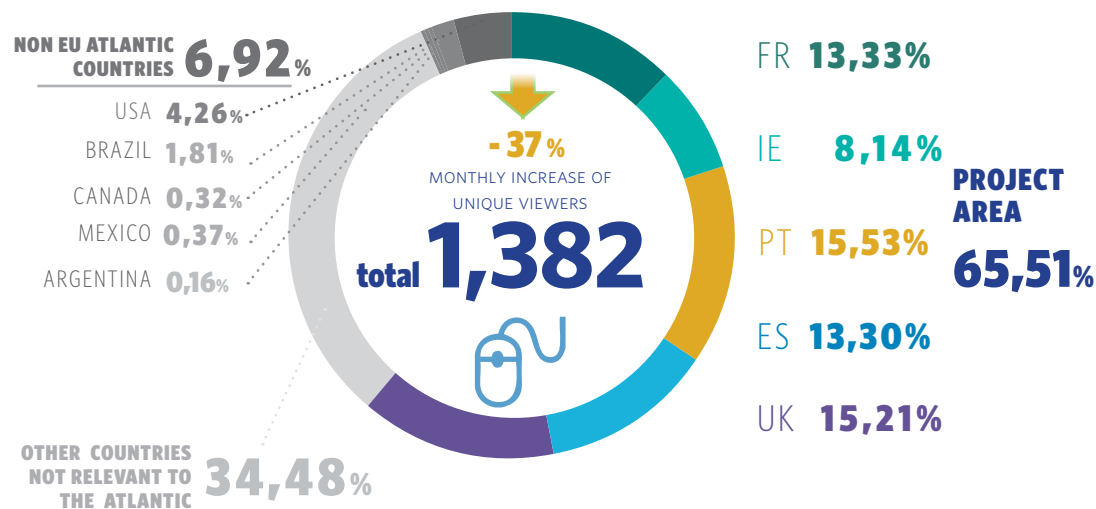


MONTHLY REPORT SEPTEMBER 2017

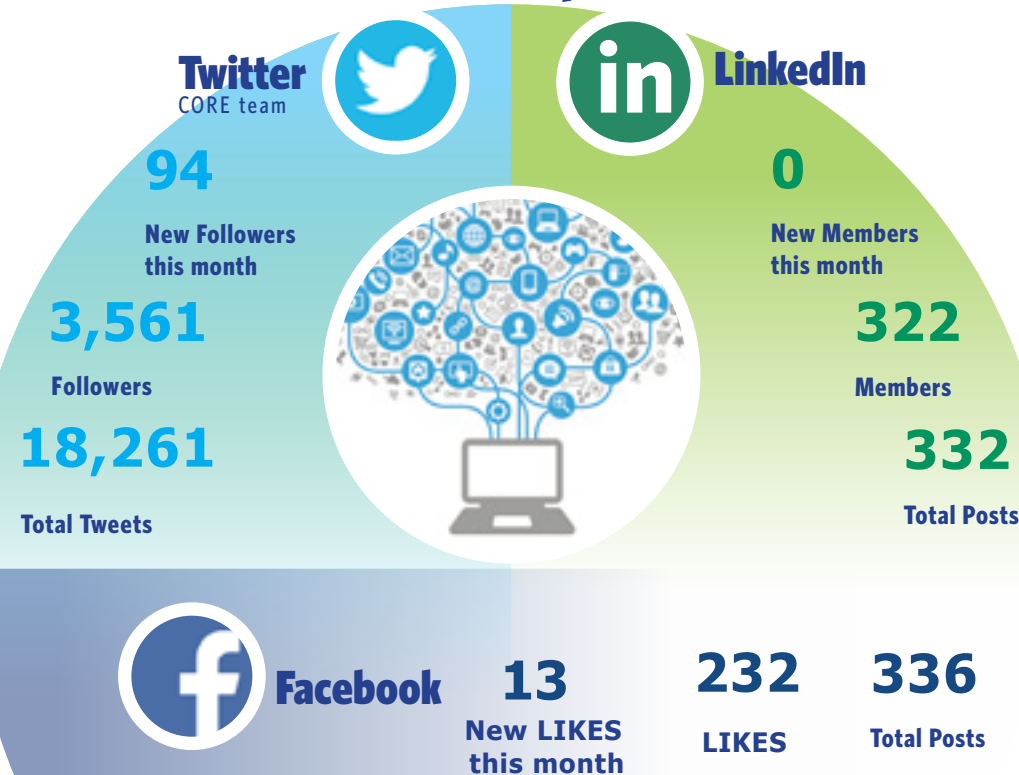
INFOGRAPHIC ON CUMULATIVE OUTREACH PROGRESS

Website

How many visitors this month?



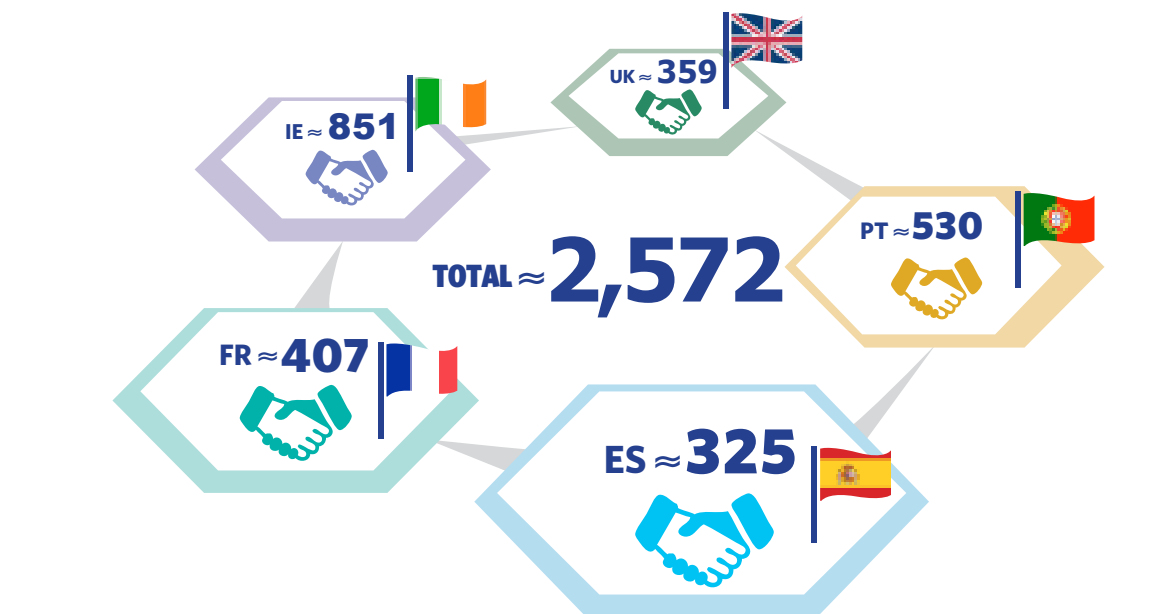
Social media presence



EASME/EMFF/2015/1.3.1.4/SI2.720347

Relationship-building

How many stakeholders contacted so far?



- Research Centres
- Public Authorities (Local / Regional)
- SMEs (headcounts <250)
- Sector Representatives (associations, unions)
- Higher Education / Universities
- Funding Agencies
- Micro-sized business (headcounts < 10)
- Public Authority (national / international)
- Elected Officials
- Private



- Associations
- Private Banks
- NGO (local, regional, national)
- Maritime Newspapers
- Directors, Consultants, Fishermen, Scientist
- Funding Agencies
- Sector Representatives (associations, unions...)
- Higher Education / Universities
- Public Authorities (Local / Regional / National / International)
- SMEs (headcounts <250)
- Micro-sized business (headcounts < 10)
- Experts, project representatives
- Elected Officials
- AACC management team
- Large-scale business (headcounts > 250)
- Research Centres
- Port Authorities and Social Services



- Private
- Public
- Higher Education / Universities
- Research centres
- Sector Representatives (associations, unions ...)
- Natural History Museum
- Yacht Club
- Business Incubator
- Funding Agencies
- Micro-sized Business (headcounts <10)
- NGO (local, regional, national)
- NGO (International)
- Consultants
- Student
- SMEs (headcounts <250)



- Research centres
- Public Authority (local, regional)
- Higher Education / Universities
- Micro-sized Business (headcounts <250)
- SMEs (headcounts <250)
- Public Authorities (National / International)
- Funding Agencies
- Centres of excellence
- Entrepreneurs
- NGOs
- Individuals
- Associations



- Funding Agencies
- SMEs (headcounts <250)
- Higher Education / Universities
- Public Authority (national, international)
- NGO (local, regional, national)
- Private
- Membership Forum
- Fishermen's associations

Events

How many stakeholders participated to project events so far?

1813

including: European interregional networks, local authorities, regional authorities, regional development and innovation agencies, a national territorial observatory, a national oceanographic, national events and hydrographical institute.

How many 3rd party events attended by National Units so far?

95

Communication products

Brochures produced

5,000

Brochures disseminated

1,965

Brochures disseminated from the beginning of the project <http://atlanticstrategy.eu/en/library/brochure>

3,035 in stock

Helpdesk

Stakeholder queries registered so far

827